


特性/机械性能:
FEATURES/MECHANICAL DATE

- ◆ 低正向压降 Low forward voltage drop
- ◆ 大电流导通能力 High current capability
- ◆ 高可靠性 High reliability
- ◆ 大电流浪涌能力 High surge current capability
- ◆ 耐焊接热: 250°C/10S, 引出端0.375" (9.5mm) 处。



DO-27

High temperature soldering guaranteed: 250°C / 10S / 9.5mm lead length

- ◆ 封装: 模塑封装 Case: Molded plastic
- ◆ 塑封材料: 采用UL94V-0认可的阻燃环氧料 Epoxy: UL94V-0 rate flame retardant
- ◆ 引线: 电镀轴式引线可焊性符合MIL-STD-202E, 方法208

Lead: Axial lead solderable per MIL-STD-202, method 208 guaranteed

- ◆ 极性: 色环表示阴极 Polarity: Color band denotes cathode end
- ◆ 安装位置: 任意 Mounting position: Any

最大额定值及电气特性
MAXIMUM RATINGS AND CHARACTERISTICS

测量环境温度为25°C, 除非另有规定. 单相半波, 50HZ, 阻性或感性负载, 对于容性负载, 电流降额20%.
 Rating at 25°C ambient temperature unless otherwise specified. Single phase, half wave, 50HZ, resistive or inductive load. For capacitive load, derate current by 20%.

参数名称 Papt Number	符号 Symbol	UF5400	UF5401	UF5402	UF5404	UF5406	UF5407	UF5408	Unit
最大重复峰值反向电压 Maximum Recurrent Peak Reverse Voltage	VRRM	50	100	200	400	600	800	1000	V
最大平均有效值电压 Maximum RMS Voltage	VRMS	35	70	140	280	420	560	1000	V
最大直流截止电压 Maximum DC Blocking Voltage	VDC	50	100	200	400	600	800	1000	V
最大平均正向整流电流 Maximum Average Forward Rectified Current 0.375" (9.5mm) Lead Length at Ta=25°C	IF (AV)	3.0							A
峰值正向浪涌电流 额定负载下, 单相正弦半波10毫秒(EDEC方法) Superimposed On Rated Load (JEDEC method)	IFSM	30							A
最大瞬间正向电压 Maximum Instantaneous Forward Voltage @3.0A	VF	1.0		1.4		1.7		V	
最大反向直流电流 Maximum DC Reverse Current Ta = 25°C at Rated DC Blocking Voltage (VR=VDC) Ta = 100°C	IR	5.0							μA
		75			200			μA	
最大反向恢复时间 Maximum Reverse Recovery Time (Note 1)	Trr	50				75			ns
典型结电容 Typical Junction Capacitance (Note 2)	CJ	45				36			PF
使用及储存温度范围 Operating and Storage Temperature Range	TJ, TSTG	-55 ~ +150							°C

注 释: NOTES:

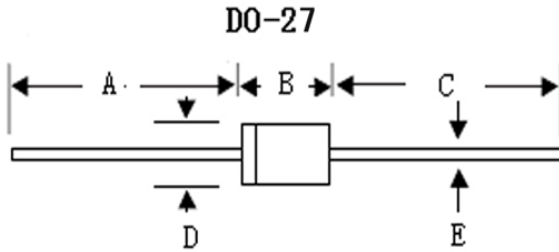
1. 反向恢复时间测试条件: IF=0.5A, IR=1.0A, IRR=0.25A.

Reverse Recovery Test Conditions: IF=0.5A, IR=1.0A, IRR=0.25A

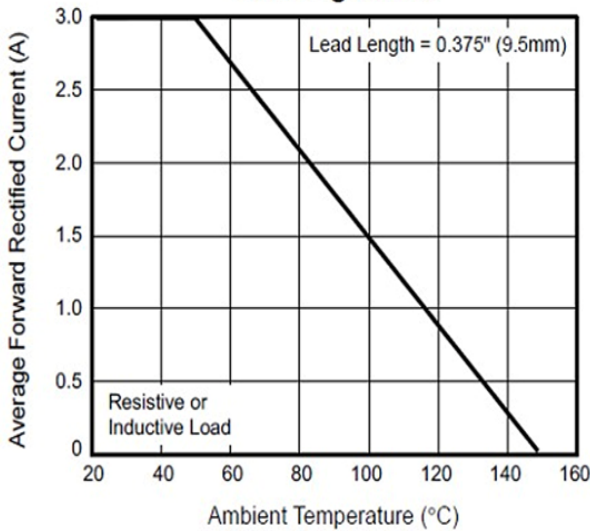
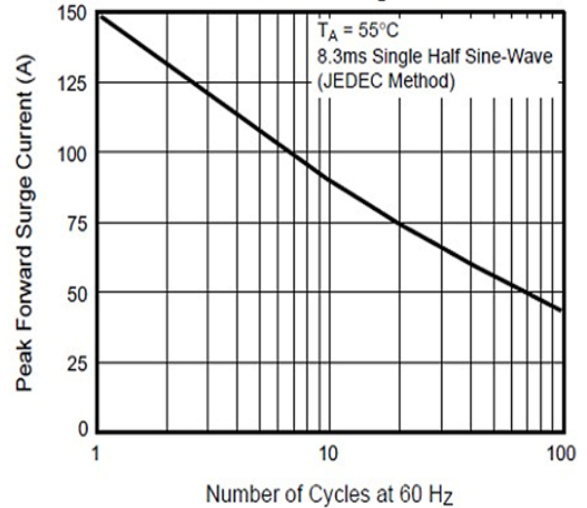
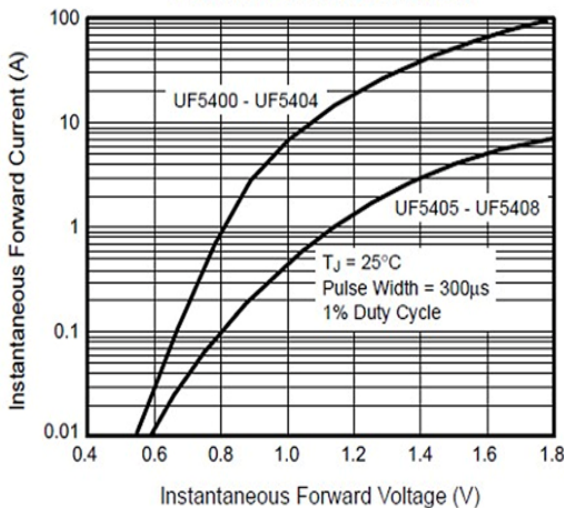
2. 在1MHz下测量, 施加4.0V D.C的反向电压. Measured at 1MHz and applied reverse voltage of 4.0 volts D.C.

3. 热阻是指从结至周围环境的热阻, 在0.375" (9.5mm) 引线长度处.

Thermal Resistance from Junction to Ambient .375 (9.5mm) lead length.

产品外形尺寸:
Product appearance size


DIM	INCHES		MILLIMETERS	
	MIN	MAX	MIN	MAX
A	1.0		25.4	
B	0.335	0.375	8.5	9.5
C	1.0		25.4	
D	0.197	0.220	5.0	5.6
E	0.0480	0.0520	1.1	1.3

电特性:
ELECTRICAL CHARACTERISTICS
Fig. 1 – Maximum Forward Current Derating Curve

Fig. 2 – Maximum Non-Repetitive Peak Forward Surge Current

Fig. 3 – Typical Instantaneous Forward Characteristics

Fig. 4 – Typical Reverse Leakage Characteristics
