


特性/机械性能:
FEATURES/MECHANICAL DATE

- ◆ 低正向压降 Low forward voltage drop
- ◆ 大电流导通能力 High current capability
- ◆ 高可靠性 High reliability
- ◆ 大电流浪涌能力 High surge current capability
- ◆ 耐焊接热: 250°C/10S, 引出端0.375" (9.5mm) 处。

High temperature soldering guaranteed: 250°C / 10S / 9.5mm lead length



DO-41

SMA/DO-214AC

- ◆ 封装: 模塑封装 Case: Molded plastic
- ◆ 塑封材料: 采用UL94V-0认可的阻燃环氧料 Epoxy: UL94V-0 rate flame retardant
- ◆ 引线: 电镀轴式引线可焊性符合MIL-STD-202E, 方法208
- ◆ 安装位置: 任意 Mounting position: Any

Lead: Axial lead solderable per MIL-STD-202, method 208 guaranteed

最大额定值及电气特性
MAXIMUM RATINGS AND CHARACTERISTICS

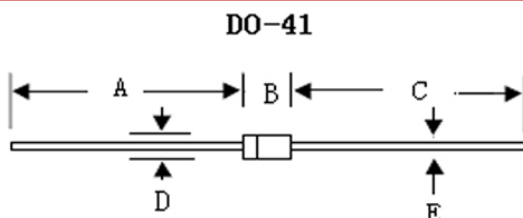
测量环境温度为25°C, 除非另有规定. 单相半波, 50HZ, 阻性或感性负载, 对于容性负载, 电流降额20%.
 Rating at 25°C ambient temperature unless otherwise specified. Single phase, half wave, 50HZ, resistive or inductive load. For capacitive load, derate current by 20%.

参数名称 Part Number	符号 Symbol	SB120	SB130	SB140	SB150	SB160	SB170	SB180	SB190	SB1B0	Unit
最大重复峰值反向电压 Maximum Recurrent Peak Reverse Voltage	VRRM	20	30	40	50	60	70	80	90	100	V
最大平均有效值电压 Maximum RMS Voltage	VRMS	14	21	28	35	42	49	56	63	70	V
最大直流截止电压 Maximum DC Blocking Voltage	VDC	20	30	40	50	60	70	80	90	100	V
最大平均正向整流电流 Maximum Average Forward Rectified Current 0.375" (9.5mm) Lead Length at Ta=75°C	IF (AV)	1.0									A
峰值正向浪涌电流, 额定负载下, 单相正弦半波10毫秒(EDEC方法) Peak Forward Surge Current 10ms Single Half Sine-wave Superimposed On Rated Load (JEDEC method)	IFSM	5									A
最大瞬间正向电压 Maximum Instantaneous Forward Voltage @1.0A	VF	0.55		0.70		0.85					V
最大反向直流电流 Maximum DC Reverse Current at Rated DC Blocking Voltage (VR=VDC) Ta=25°C	IR	0.5									mA
使用温度范围 Operating Temperature Range	TJ	-50~+125									°C
储存温度范围 Storage Temperature Range	TSTG	-50~+125									°C

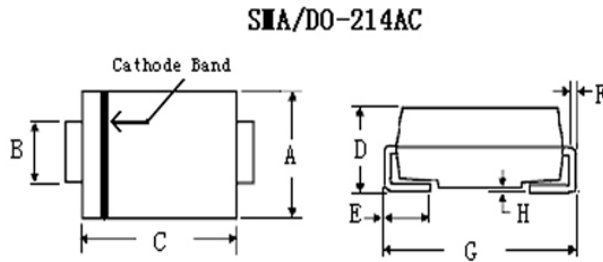
注 释 Note:

1. 在1MHz下测量, 施加4.0V D.C的反向电压. The measurement under the 1 MHz, applying a reverse voltage of 4.0 V, D.C.
2. 热阻是指从结至周围环境的热阻, 在0.375" (9.5mm) 引线长度处.

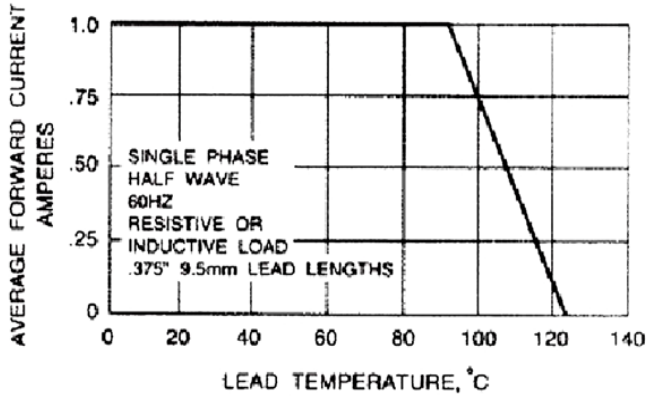
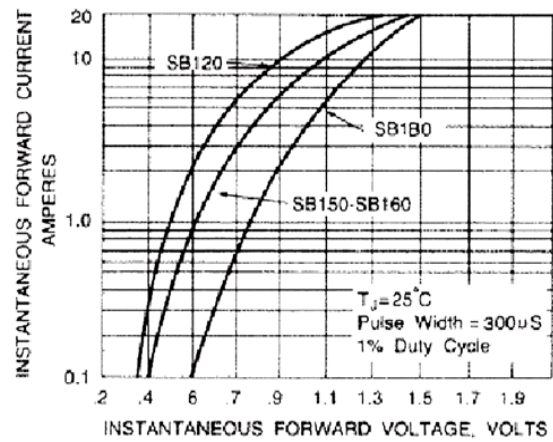
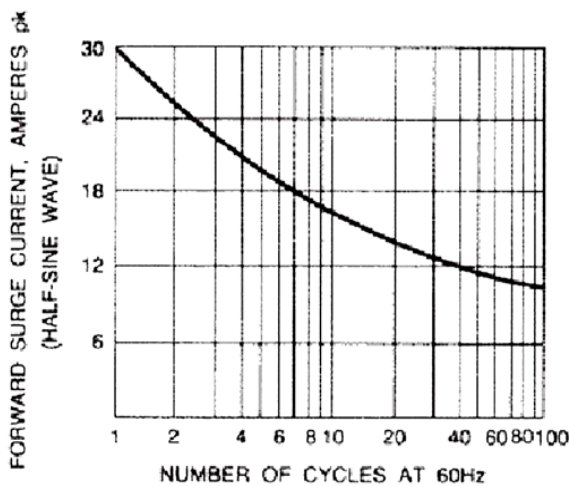
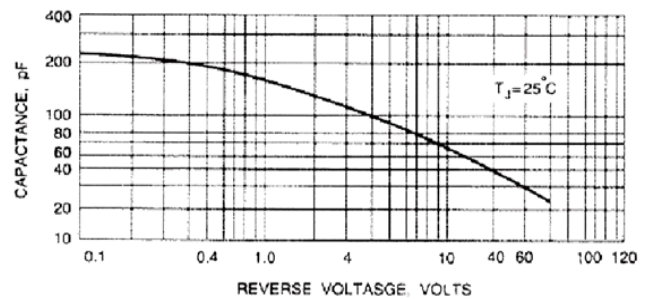
The thermal resistance refers to the thermal resistance from the junction to ambient, in 0.375" (9.5 mm) lead length.

产品外形尺寸:
Product appearance size


DIM	INCHES		MILLIMETERS	
	MIN	MAX	MIN	MAX
A	1.0		25.4	
B	0.161	0.205	4.1	5.2
C	1.0		25.4	
D	0.080	0.107	2.0	2.7
E	0.028	0.034	0.71	0.86

产品外形尺寸:
Product appearance size


DIM	INCHES		MILLIMETERS	
	MIN	MAX	MIN	MAX
A	0.096	0.108	2.45	2.75
B	0.049	0.061	1.25	1.55
C	0.171	0.183	4.35	4.65
D	0.075	0.091	1.90	2.30
E	0.031	0.055	0.80	1.40
F	0.005	0.011	0.13	0.27
G	0.191	0.203	4.85	5.15
H		0.008		0.203

特性曲线图:
RATINGS AND CHARACTERISTIC CURVES

Fig. 1 - FORWARD CURRENT DERATING CURVE

Fig. 2 - TYPICAL INSTANTANEOUS FORWARD CHARACTERISTICS

Fig. 3 - MAXIMUM NON-REPETITIVE SURGE CURRENT

Fig. 4 - TYPICAL JUNCTION CAPACITANCE