


特性/机械性能:
FEATURES/MECHANICAL DATE

- ◆ 低正向压降 Low forward voltage drop
- ◆ 大电流导通能力 High current capability
- ◆ 高可靠性 High reliability
- ◆ 低漏电 Low leakage
- ◆ 耐焊接热: 250°C/10S, 引出端0.375" (9.5mm) 处。



D0-41

Welding heat resistant: 250 °C / 10 s, terminal 0.375 "(9.5 mm).

- ◆ 封装: 模塑封装 Case: Molded plastic
- ◆ 塑封材料: 采用UL94V-0认可的阻燃环氧料 Epoxy: UL94V-0 rate flame retardant
- ◆ 引线: 电镀轴式引线可焊性符合MIL-STD-202E, 方法208

Lead: Axial lead solderable per MIL-STD-202,method 208 guaranteed

- ◆ 极性: 色环表示阴极 Polarity: Color band denotes cathode end
- ◆ 安装位置: 任意 Mounting position:Any

最大额定值及电气特性
MAXIMUM RATINGS AND CHARACTERISTICS

测量环境温度为25°C, 除非另有规定. 单相半波, 50HZ, 阻性或感性负载, 对于容性负载, 电流降额20%.
 Rating at 25°C ambient temperature unless otherwise specified. Single phase, half wave, 50HZ, resistive or inductive load. For capacitive load, derate current by 20%.

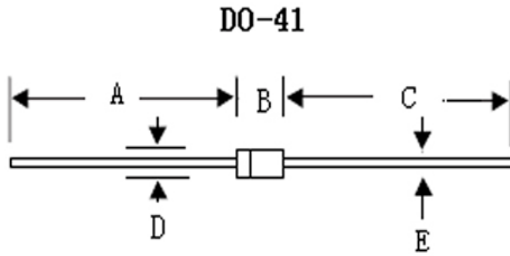
参数名称 Papt Number	符号Symbol	R1200	R1500	R1800	R2000	R3000	R4000	R5000	Unit	
最大重复峰值反向电压 Maximum Recurrent Peak Reverse Voltage	VRRM	1200	1500	1800	2000	3000	4000	5000	V	
最大平均有效值电压 Maximum RMS Voltage	VRMS	840	1050	1260	1400	2100	2800	3500	V	
最大直流截止电压 Maximum DC Blocking Voltage	VDC	1200	1500	1800	2000	3000	4000	5000	V	
最大平均正向整流电流 _{Ta=25°C, 引线长度为0.375" (9.5mm) 处} Maximum Average Forward Rectified Current.375" (9.5mm)Lead Length at Ta=25°C	IF (AV)	0.2				0.1			A	
峰值正向浪涌电流, 额定负载下, 单相正弦半波10毫秒 (JEDEC 方法) Peak Forward Surge Current, 10ms Single Half Sine-wave Superimposed On Rated Load (JEDEC method)	IFSM	25				20			A	
最大瞬间正向电压@0.2A Maximum Instantaneous Forward Voltage at 0.2A	VF	2		3		4		5	V	
最大反向直流电流 Maximum DC Reverse Current Ta = 25°C	IR	5.0								µA
at Rated DC Blocking Voltage Ta = 100°C		100								µA
典型结电容 Typical Junction Capacitance (Note 1)	CJ	30								PF
使用及储存温度范围 Operating and Storage Temperature Range	TJ,TSTG	-65~+175								°C

注释: Note:

1. 在1MHz下测量, 施加4.0V D.C的反向电压.
2. 热阻是指从结至周围环境的热阻, 在0.375" (9.5mm) 引线长度处.
1. The measurement under the 1 MHz, applying a reverse voltage of 4.0 V, dc.
2. The thermal resistance refers to the thermal resistance from the junction to ambient, in 0.375 "(9.5 mm) lead length.

产品外形尺寸:

Product appearance size



DIM	INCHES		MILLIMETERS	
	MIN	MAX	MIN	MAX
A	1.0		25.4	
B	0.161	0.205	4.1	5.2
C	1.0		25.4	
D	0.080	0.107	2.0	2.7
E	0.028	0.034	0.71	0.86

特性曲线图:

RATINGS AND CHARACTERISTIC CURVES

FIG. 1 - TYPICAL FORWARD CURRENT DERATING CURVE

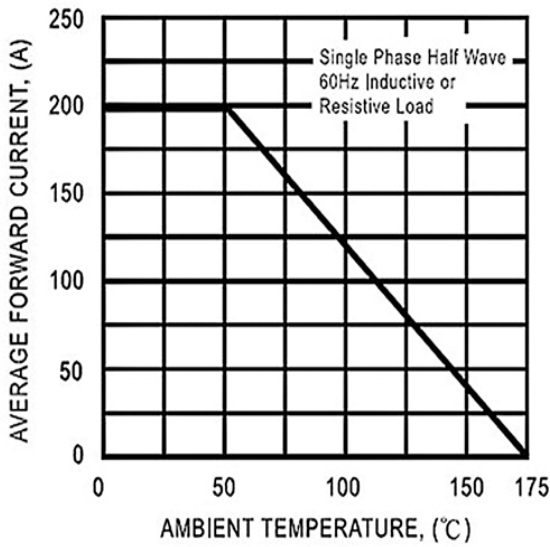


FIG. 2 - MAXIMUM NON-REPETITIVE FORWARD SURGE CURRENT

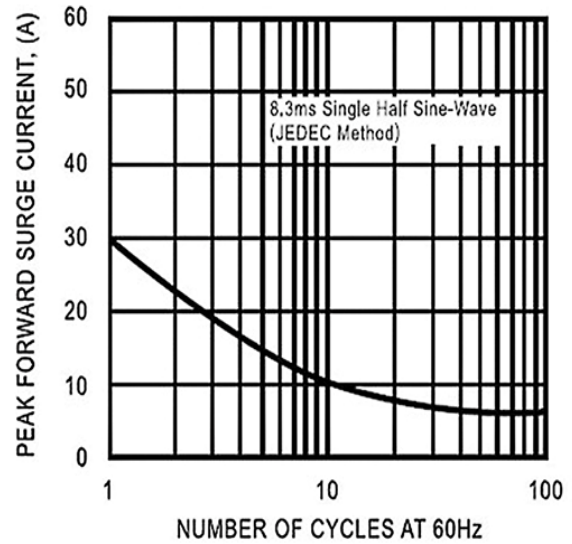


FIG. 3 - TYPICAL REVERSE CHARACTERISTICS

