


特性/机械性能:

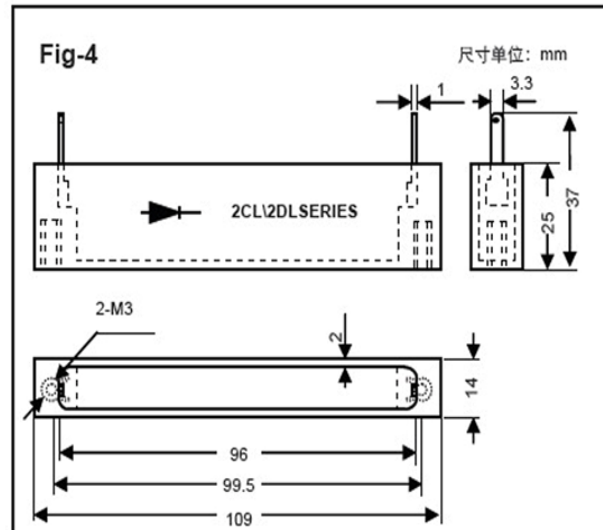
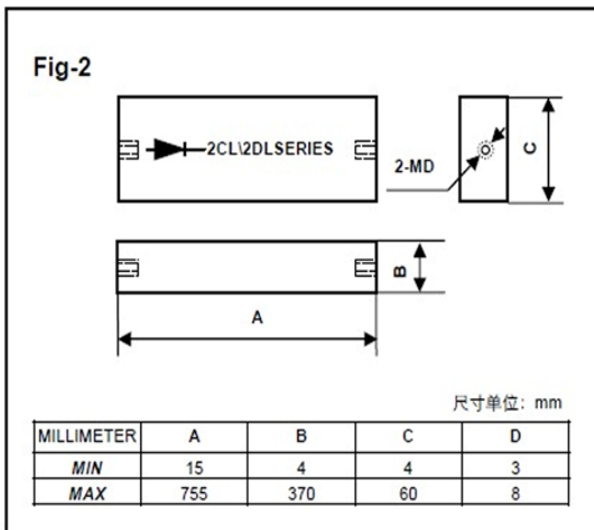
FEATURES/MECHANICAL DATE

- ◆ 小电流下的快恢复高压整流二极管
Small electrical flow fast recovery high voltage rectifier diode
- ◆ 高可靠性 High reliability
- ◆ 耐焊接热250°C Resistance to welding heat: 250 °C
- ◆ 封装: 模塑封装 Case: Molded plastic
- ◆ 塑封材料: 采用UL94V-0认可的阻燃环氧料
Epoxy: UL94V-0 rate flame retardant
- ◆ 引线: 电镀轴式引线可焊性符合MIL-STD-202E, 方法208
Lead: Axial lead solderable per MIL-STD-202,methode 208 guaranteed
- ◆ 安装位置: 任意 Mounting position:Any



产品外形尺寸:

Product appearance size



最大额定值及电气特性
MAXIMUM RATINGS AND CHARACTERISTICS

测量环境温度为25℃, 除非另有规定. 单相半波, 50HZ, 阻性或感性负载, 对于容性负载, 电流降额20%.
 Rating at 25℃ ambient temperature unless otherwise specified. Single phase, half wave, 50HZ, resistive or inductive load. For capacitive load, derate current by 20%

TYPE NUMBER	SYMBOL	2CL 2	2CL 4	2CL 5	2CL7.5	2CL 10	2CL 20	2CL 25	2CL 30	UNITS
Maximum Average Forward Rectified Current Ta=75℃	IF (AV)	2.0								A
Maximum Recurrent Peak Reverse Voltage	VRRM	2	4	5	7.5	10	20	25	30	KV
Maximum Instantaneous Forward Voltage Ta = 25℃	VF	6	8	8	15	15	25	30	30	V
Forward current overload ratio T = 0.01 SEC	SMF	20								倍
Maximum DC Reverse Current Ta = 25℃ Ta = 125℃	IR	10.0								μ A μ A
Maximum Reverse Recovery Time	Irr	--								us
Product appearance	A×B×C	30× 8×8	45× 10×8	55× 10×10	60× 10×8	130× 20×12	150× 25×20	160× 25×15	220× 55×20	mm

TYPE NUMBER	SYMBOL	2CLG 2	2CLG 4	2CLG 6	2CLG7.5	2CLG10	2CLG20	2CLG25	2CLG30	UNITS
Maximum Average Forward Rectified Current Ta=75℃	IF (AV)	2.0								A
Maximum Recurrent Peak Reverse Voltage	VRRM	2	4	6	7.5	10	20	25	30	KV
Maximum Instantaneous Forward Voltage Ta = 25℃	VF	6	6	10	25	25	30	35	45	V
Forward current overload ratio T = 0.01 SEC	SMF	20								倍
Maximum DC Reverse Current Ta = 25℃ Ta = 125℃	IR	10.0								μ A μ A
Maximum Reverse Recovery Time	Trr	1.0								us
Product appearance	A×B×C	30× 8×8	45× 10×8	55× 10×10	60× 10×8	130× 20×12	150× 25×20	160× 25×15	220× 55×20	mm