

**特性/机械性能:**
**FEATURES/MECHANICAL DATA**

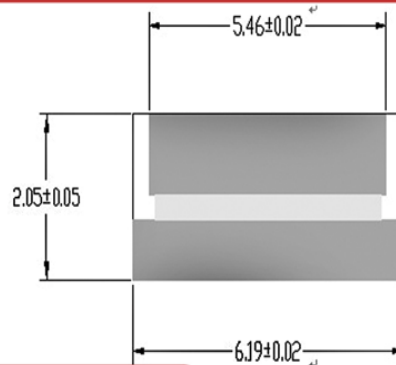
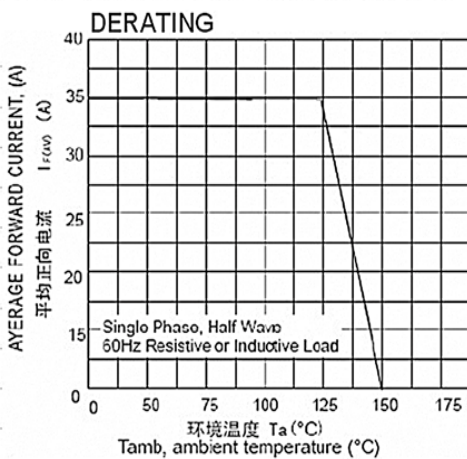
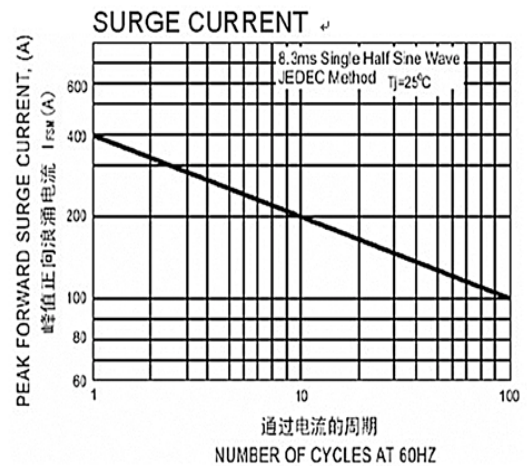
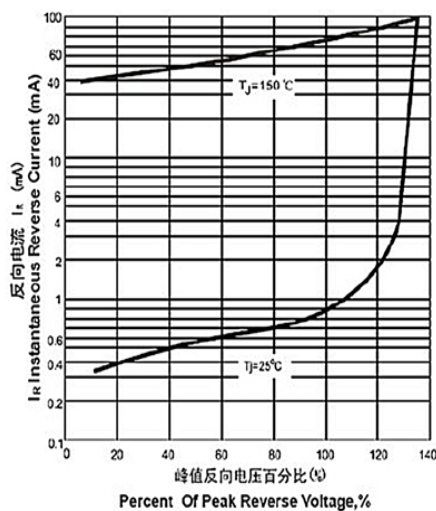
- ◆大电流承受能力.High current capability
- ◆正向压降低.Low forward voltage drop
- ◆低漏电. Low leakage current
- ◆高浪涌承受能力.High surge current capability
- ◆小铜粒:  $\Phi 0.215 (5.46) \times 0.0394(1.0)$ 厚  
Small copper:  $\Phi 0.215 (5.46) \times 0.0394(1.0)$ Thick
- ◆大铜粒:  $\Phi 0.244(6.19) \times 0.0295(0.75)$ 厚  
Large copper:  $\Phi 0.244(6.19) \times 0.0295(0.75)$ Thick
- ◆外观信息:  $\Phi 0.244(6.19) \times 0.08 (2.05 \pm 0.05)$ 厚  
Outline information:  $\Phi 0.244(6.19) \times 0.08 (2.05 \pm 0.05)$ Thick
- ◆极 性: 大铜粒端为阴极。  
Polarity: Large copper cathode


**极限值和电参数:**
**MAXIMUM RATINGS AND CHARACTERISTICS**

TA= 25℃除非另有规定。单相, 正半弦波, 60HZ, 阻抗或电感负载. 为电容装载, 减少电流的20%。  
 Rating at 25℃ ambient temperature unless otherwise specified. Single phase, half wave, 60HZ, resistive or inductive load. For capacitive load, derate current by 20%

型 号TYPE	符 号 SYMBOL	SC35A	SC35B	SC35D	SC35G	SC35J	SC35K	SC35M	单 位 UNITS
最大峰值反向电压 Maximum Current Peak Reverse Voltage	VRRM	50	100	200	400	600	800	1000	V
最大反向有效值电压 Working Peak Reverse Voltage	VRMS	35	70	140	280	420	560	700	V
最大直流截止电压 Maximum DC Blocking Voltage	VDC	50	100	200	400	600	800	1000	V
最大正向平均整流电流Ta=125℃, Maximum Average Forward Rectified Current	IF (AV)	35							A
峰值正向浪涌电流 Peak Forward Surge Current 8.3ms Single Sine-wave on Rated Load (JEDEC Method)	IFSM	400							A
最大瞬间正向电压@100A Maximum Instantaneous Forward Voltage Drop at 100A DC	VF	1.05							V
最大反向直流电流 Maximum DC Reverse Current Ta = 25℃ at Rated DCBlocking Voltage Ta = 150℃	IR	1.0 200							μA μA
典型结电容 Typical Junction Capacitance (NOTE 1)	CJ	300							pF
工作及储存温度范围 Operating AND Storage Temperature Range	TJ,TSTG	-55~+195							℃

注 释: 在1MHz下测量, 施加4.0V D.C的反向电压. NOTE: Measured at 1 MHz and Applied Reverse Voltage of 4.0 Volts D.C.

**产品外形尺寸:**
**Product appearance size**

**特性曲线图:**
**RATINGS AND CHARACTERISTIC CURVES**
**FIG. 1 –最大正向平均电流降额**  
**FIG. 1 –MAXIMUM AVERAGE FORWARD CURRENT**

**FIG. 2 –最大非重复正向浪涌电流**  
**FIG. 2 –MAXIMUM NON-REPETITIVE FORWARD**

**FIG. 3 –反向特性曲线(典型)**  
**FIG. 3 –TYPICAL REVERSE CHARACTERISTICS**

**FIG. 4 –正向特性曲线(典型)**  
**FIG. 4 –TYPICAL FORWARD CHARACTERISTICS**
