

**特性/机械性能:**
**FEATURES/MECHANICAL DATE**

- ◆大电流承受能力. High current capability
- ◆低成本. Low cost
- ◆扩散烧结. Diffused junction
- ◆正向压降低. Low forward voltage drop
- ◆低漏电. Low leakage current
- ◆高浪涌承受能力. High surge current capability
- ◆高温焊接保证: 250°C/10 秒.



High temperature soldering guaranteed:250°C for 10 seconds

- ◆封 装: 模塑AR/ARS 封装. Case: AR/ARS molded plastic
- ◆端 子: 镀锡端子, 可焊接性符合MIL-STD-750,方法2026.

Terminals: Solder plated, solderable per MIL-STD-750 Method 2026

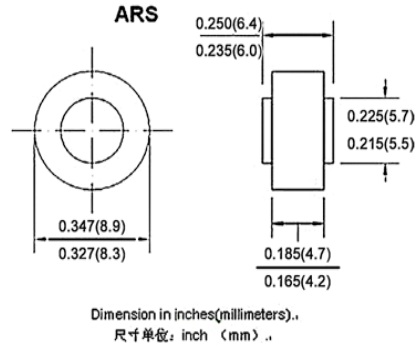
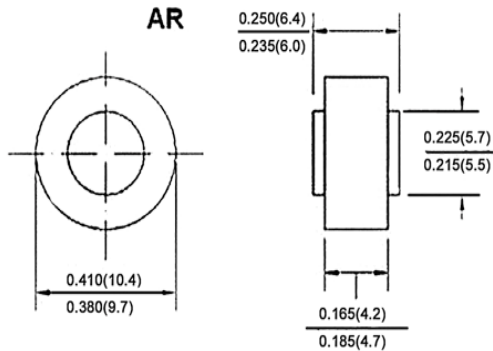
- ◆极 性: 用阴极色带表示. Polarity : indicated by cathode band
- ◆安装位置: 任意. Mounting Position: Any
- ◆重 量: 1.8 克. Weight: 1.8 grams (0.07ounce)

**极限值和电参数:**
**MAXIMUM RATINGS AND CHARACTERISTICS**

TA= 25°C除非另有规定。单相, 正半弦波, 60HZ, 阻抗或电感负载. 为电容装载, 减少电流的20%。  
 Rating at 25°C ambient temperature unless otherwise specified. Single phase, half wave, 60HZ, resistive or inductive load. For capacitive load, derate current by 20%

型 号TYPE	符 号 SYMBOL	AR/ARS							单 位 UNITS
		3500	3501	3502	3504	3506	3508	3510	
最大峰值反向电压 Maximum Current Peak Reverse Voltage	VRRM	50	100	200	400	600	800	1000	V
最大反向有效值电压 Working Peak Reverse Voltage	VRMS	35	70	140	280	420	560	700	V
最大直流截止电压 Maximum DC Blocking Voltage	VDC	50	100	200	400	600	800	1000	V
最大正向平均整流电流Ta=125°C, Maximum Average Forward Rectified Current	IF (AV)	35							A
峰值正向浪涌电流 Peak Forward Surge Current 8.3ms Single Sine-wave on Rated Load (JEDEC Method)	IFSM	400							A
最大瞬间正向电压@100A Maximum Instantaneous Forward Voltage Drop at 100A DC	VF	1.05							V
最大反向直流电流 Maximum DC Reverse Current Ta = 25°C at Rated DCBlocking Voltage Ta = 150°C	IR	1.0							μ A
典型结电容 Typical Junction Capacitance	CJ	200							μ A
工作及储存温度范围 Operating AND Storage Temperature Range	TJ,TSTG	300							pF
		-55~+150							°C

**产品外形尺寸: Product appearance size**



Dimension in inches(millimeters).  
尺寸单位: inch (mm)

**特性曲线图: RATINGS AND CHARACTERISTIC CURVES**

FIG. 1 - 输出电流曲线  
FIG. 1 - DERATING CURVE FOR OUTPUT RECTIFIER CURRENT.

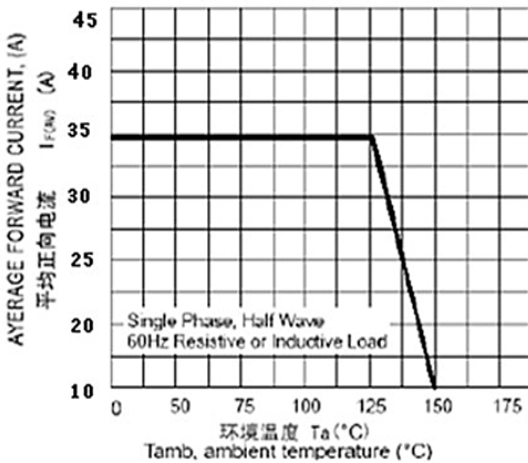


FIG. 2 - 浪涌特性曲线  
FIG. 2 - MAXIMUM NON-REPETITIVE PEAK FORWARD SURGE CURRENT

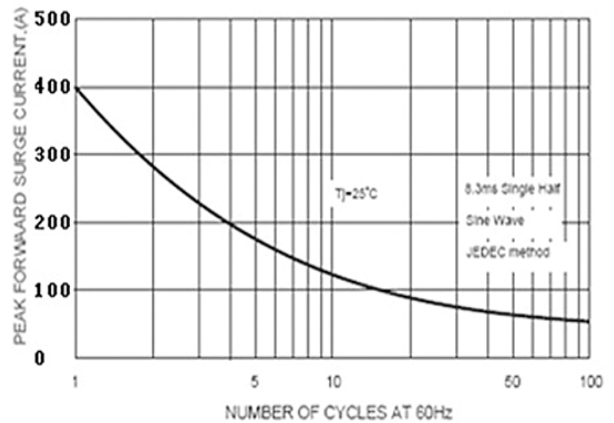


FIG. 3 - 瞬间正向特性曲线  
FIG. 3 - TYPICAL INSTANTANEOUS FORWARD CHARACTERISTICS

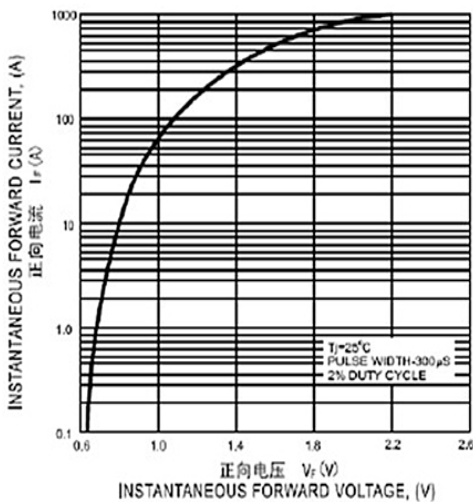


FIG. 4 - 反向特征曲线  
FIG. 4 - TYPICAL REVERSE CHARACTERISTICS

