

特性/机械性能:
FEATURES/MECHANICAL DATA

- ◆大电流承受能力. High current capability
- ◆低成本. Low cost
- ◆扩散烧结. Diffused junction
- ◆正向压降低. Low forward voltage drop
- ◆低漏电流. Low leakage current
- ◆高浪涌承受能力. High surge current capability
- ◆高温焊接保证: 250°C/10 秒.



High temperature soldering guaranteed: 250°C for 10 seconds

- ◆封装: 模塑AR/ARS 封装. Case: AR/ARS molded plastic
- ◆端子: 镀锡端子, 可焊接性符合MIL-STD-750, 方法2026.

Terminals: Solder plated, solderable per MIL-STD-750 Method 2026

- ◆极性: 用阴极色带表示. Polarity: indicated by cathode band
- ◆安装位置: 任意. Mounting Position: Any
- ◆重量: 1.8 克. Weight: 1.8 grams (0.07ounce)

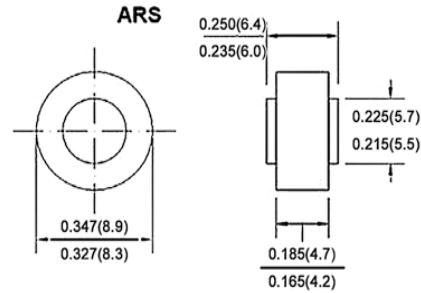
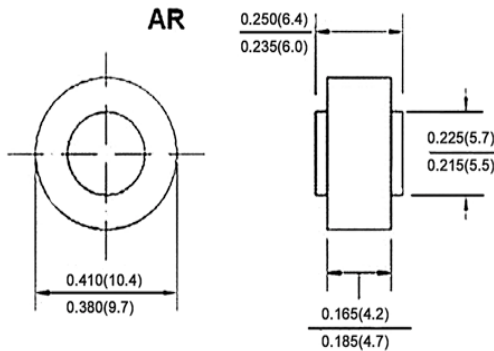
极限值和电参数:
MAXIMUM RATINGS AND CHARACTERISTICS

TA= 25°C除非另有规定。单相, 正半弦波, 60HZ, 阻抗或电感负载. 为电容装载, 减少电流的20%。
 Rating at 25°C ambient temperature unless otherwise specified. Single phase, half wave, 60HZ, resistive or inductive load. For capacitive load, derate current by 20%

型号TYPE	符号SYMBOL	AR/ARS							单位UNITS
		2500	2501	2502	2504	2506	2508	2510	
最大峰值反向电压 Maximum Current Peak Reverse Voltage	VRRM	50	100	200	400	600	800	1000	V
最大反向有效值电压 Working Peak Reverse Voltage	VRMS	35	70	140	280	420	560	700	V
最大直流截止电压 Maximum DC Blocking Voltage	VDC	50	100	200	400	600	800	1000	V
最大正向平均整流电流Ta=125°C, Maximum Average Forward Rectified Current	IF (AV)	25							A
峰值正向浪涌电流, Peak Forward Surge Current 8.3ms Single Sine-wave on Rated Load (JEDEC Method)	IFSM	300							A
最大瞬间正向电压@100A Maximum Instantaneous Forward Voltage Drop at 100A DC	VF	1.10							V
最大反向直流电流 Maximum DC Reverse Current Ta = 25°C at Rated DC Blocking Voltage Ta = 150°C	IR	1.0 200							μ A μ A
典型结电容 Typical Junction Capacitance	CJ	300							pF
工作及储存温度范围 Operating AND Storage Temperature Range	TJ, TSTG	-55~+150							°C

产品外形尺寸:

Product appearance size



Dimension in inches (millimeters).
 尺寸单位: inch (mm)

特性曲线图:

RATINGS AND CHARACTERISTIC CURVES

FIG. 1 - 输出电流曲线

FIG. 1 - DERATING CURVE FOR OUTPUT RECTIFIER CURRENT.

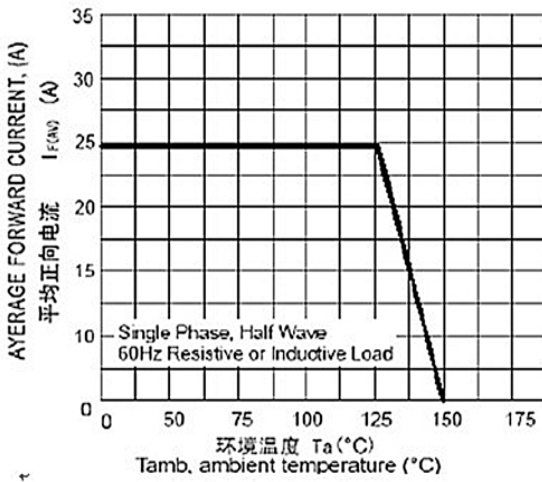


FIG. 2 - 浪涌特性曲线

FIG. 2 - MAXIMUM NON-REPETITIVE PEAK FORWARD SURGE CURRENT

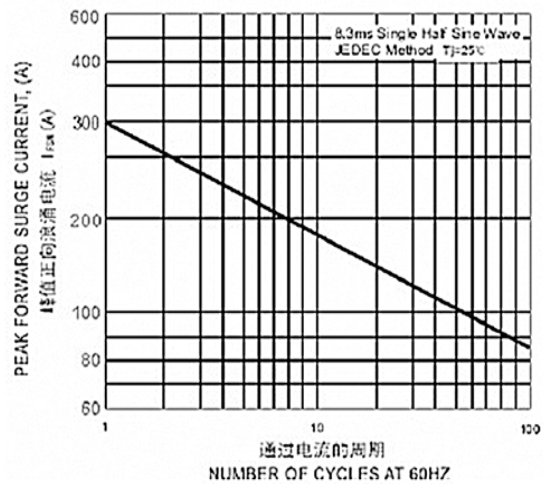


FIG. 3 - 瞬间正向特性曲线

FIG. 3 - TYPICAL INSTANTANEOUS FORWARD CHARACTERISTICS

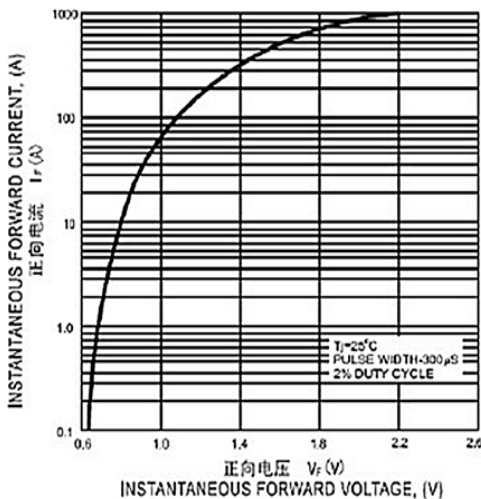


FIG. 4 - 反向特征曲线

FIG. 4 - TYPICAL REVERSE CHARACTERISTICS

